

Installation: hazardous areas - Zone 1 / 2 (Gases) Zone 21 / 22 (Dusts)

Classification: Group II - Category 2G 2D

REFERENCE STANDARDS

Directive 2014/34/EU	
EXECUTION	Tamb max +53°C Ⓔx II 2G Ex db eb mb IIC T5 Gb Ⓔx II 2D Ex tb IIIC T85°C Db IP66
	Tamb max +60°C Ⓔx II 2G Ex db eb mb IIC T4 Gb Ⓔx II 2D Ex tb IIIC T85°C Db IP66
RULES OF COMPLIANCE	EN/IEC 60079-0; EN/IEC 60079-1; EN/IEC 60079-7; EN/IEC 60079-18; EN/IEC 60079-31
EC Type-Examination Certificate	INERIS 21 ATEX 0029X
PROTECTION DEGREE	IP66
AMBIENT TEMPERATURE	-20°C ÷ +60°C
OTHER AVAILABLE CERTIFICATES	IECEx: IECEx INE 21.0056X

Mechanical characteristics

Body	glass fiber reinforced polyester resin self-extinguishing acc. to UL94
Diffuser	U/V resistant polycarbonate
Closing clips	stainless steel AISI 316L
Gaskets	silicon rubber suitable for high temperatures and resistant to enviroments conditions
Internal reflector	white stove enamelled sheet aluminum
Cable entry	3 entries dia.25mm (2 on t.b. side + 1 on opposite) 2 polyamide cable gland M25 2 polyamide stopping plugs M25

Electrical characteristics

Power supply	220-240 Vac electronic driver 50/60 Hz 176-280 Vdc electronic driver
Inrush current	5A for 1000 µs
Input surge protection	DM 4kV, CM 4kV
Lamp source	SEOUL MID POWER LED - SERIES 3030C CRI 80, CCT 5700K. Lifetime: > 54.000 hours L80B20 @ta40 Efficiency 204lm/W
Optic	symmetrical beam vertex at 120deg approx
Internal wiring	high-temperature resistant silicon rubber insulation cables
Terminals	spring type suitable up to 4 sq/mm cables loop-in / loop-out connections provided

On Request Accessories:

- Pole mounting kit complete with stainless steel hardware
- Ceiling mounting kit complete with stainless steel hardware
- Pendant mounting kit complete with stainless steel hardware
- Wall/Structure mounting kit complete with stainless steel hardware
- Electronic ballast with voltage supply different than standard

Technical data

CODE	LAMP TYPE	TEMPERATURE CLASS (GAS)	TEMPERATURE CLASS (DUSTS)	NUMBER PCB LED	ACTUAL OUTPUT (lm)	EFFIC. [lm/W]	POWER [W]	EMERGENCY UNIT AUTONOMY
LED LIGHTING FIXTURES - POWER SUPPLY 220 ÷ 240 VAC 50/60 HZ								
GLL-04400	POWER LED	T5 / Tamb max +53°C T4 / Tamb max +60°C	T 85°C / Tamb max +53°C T 85°C / Tamb max +60°C	1 x 44 LED	2443	101.80	24W	-
GLL-08800	POWER LED	T5 / Tamb max +53°C T4 / Tamb max +60°C	T 85°C / Tamb max +53°C T 85°C / Tamb max +60°C	2 x 44 LED	5143	105.00	49W	-

Technical features

CODE	A [mm]	B [mm]	C [mm]	D [mm]	E [mm]	WIGHT [Kg]	CABLE ENTRY	DETAIL
GLL-04400	1300	184	140	1000	90	8,90	3 x 25mm dia.	A
GLL-08800						9,80		

Reference details



GLL Polar diagrams – photometric data

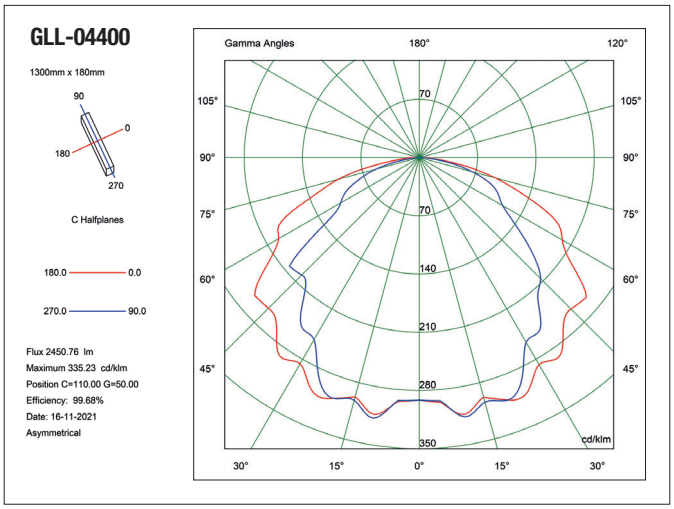

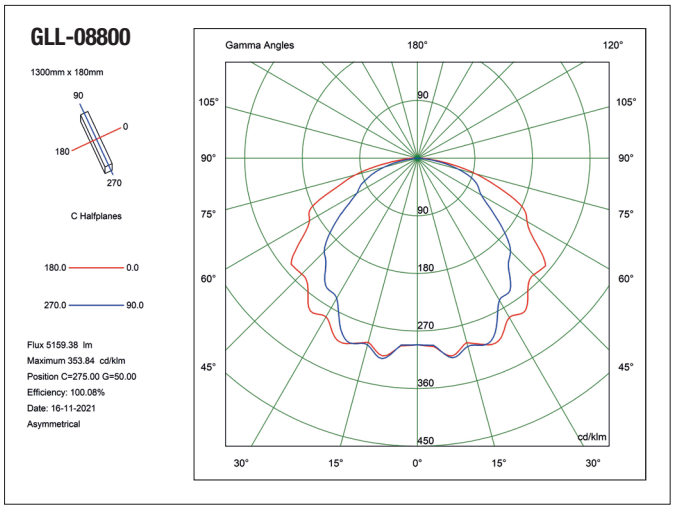

On request accessories

CODE	DESCRIPTION	INSTALLATION	MATERIAL
KITFL#19000	CEILING MOUNTING KIT C/W HARDWARE	TYPE 1	STAINLESS STEEL
KITFL#02000	EYE-BOLTS MOUNTING KIT C/W HARDWARE	TYPE 2	GALVANIZED STEEL
KITFL#21000	WALL MOUNTING KIT C/W HARDWARE	TYPE 3	GALVANIZED STEEL
KITFL#48000	POLE MOUNTING KIT Ø 1 1/2“ C/W HARDWARE	TYPE 4	GALVANIZED STEEL

REMARK:
Due to the development of the national and international specifications and of the technology, the above technical characteristics showed on this bulletin can be considered as binding on our confirmation only.